

Rhode Island's Clean Energy Lead by Example Initiative Achievements 2015-2020

For State Agencies



\$98,033,000

Lifetime electric and gas utility costs saved by LBE investments



Electricity savings equivalent to

6,010

homes annually

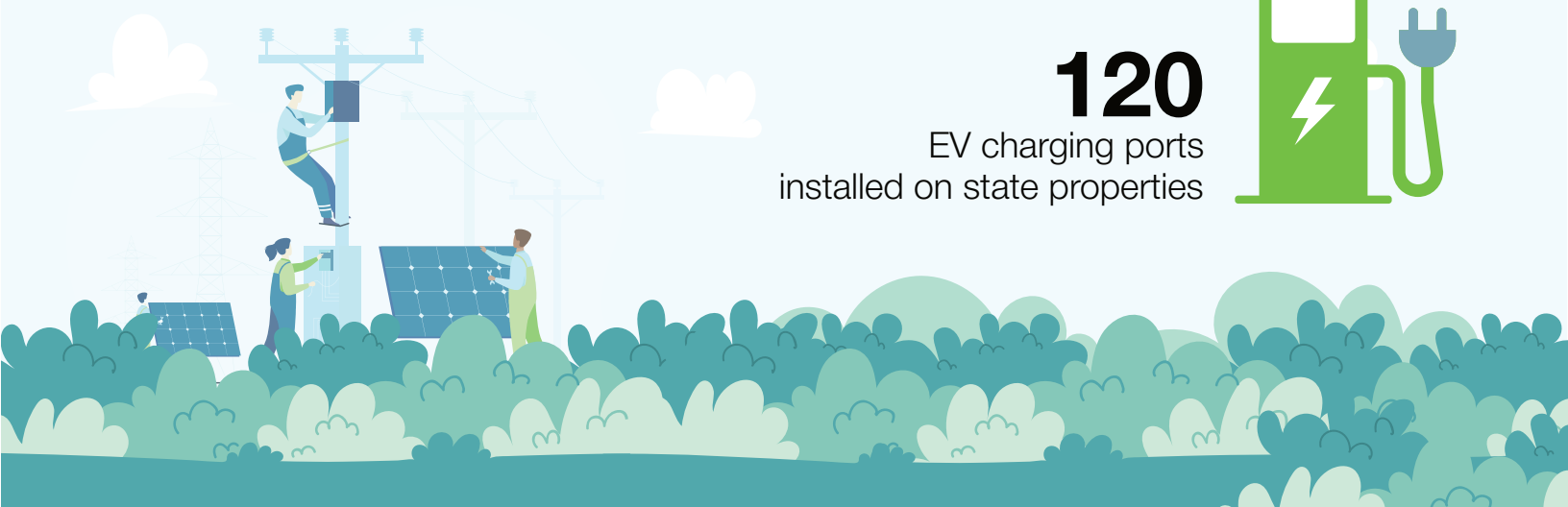



11.3%

Reduction in overall State facilities' energy consumption¹

120

EV charging ports installed on state properties





95%



State Government
electricity consumption
offset by renewable
energy credits



Voluntary
Commercial and
Residential Stretch
Codes developed

466

Clean energy jobs
supported by LBE
investments per year²

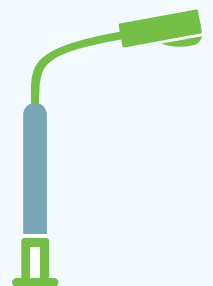


10

State facilities
have installed
rooftop solar

100%

Of all state-owned
streetlights have been
converted to LED



¹ Compared to baseline year 2014

² Calculations based on Macroeconomic Impacts of Rhode Island Energy Efficiency Investments, REMI Analysis of National Grid's Energy Efficiency Programs